

A1 Address Information

- A1 Name of College/University:
- A1 Mailing Address:
- A1 City/State/Zip/Country:
- A1 Street Address (if different):
- A1 City/State/Zip/Country:
- A1 Main Phone Number:
- A1 WWW Home Page Address:
- A1 Admissions Phone Number:
- A1 Admissions Toll-Free Phone Number:
- A1 Admissions Office Mailing Address:
- A1 City/State/Zip/Country:
- A1 Admissions Fax Number:
- A1 Admissions E-mail Address:
- A1 If there is a separate URL for your school's online application, please specify:
- A1 If you have a mailing address other than the above to which applications should be sent, please provide:

A2

- A2 Public
- A2 Private (nonprofit) **X**
- A2 Proprietary

A3 Classify your undergraduate institution:

- A3 Coeducational college **X**
- A3 Men's college
- A3 Women's college

A4 Academic year calendar:



- A4 Semester **X**
- A4 Quarter
- A4 Trimester
- A4 4-1-4
- A4 Continuous
- A4 Differs by program (describe):
- A4 Other (describe):

A5 Degrees offered by your institution:

- A5 Certificate **X**
- A5 Diploma
- A5 Associate **X**
- A5 Transfer Associate
- A5 Terminal Associate
- A5

B1

B1		Men	Women	Men	Women
B1	Undergraduates				
B1	Degree-seeking, first-time freshmen	317	327	0	1
B1	Other first-year, degree-seeking	71	59	5	12
B1	All other degree-seeking	1,345	1,456	305	



The items in this section correspond to data elements collected by the IPEDS Web-based Data Collection System's Graduation Rate Survey (GRS). For complete instructions and definitions of data elements, see the IPEDS GRS Forms and Instructions for the 2017-18 Survey

For Bachelor's or Equivalent Institutions

In the following section for bachelor's or equivalent programs, please disaggregate the Fall 2011 and Fall 2012 cohorts (formerly CDS B4-B11) into four groups:

- Students who received a Federal Pell Grant*
- Recipients of a subsidized Stafford Loan who did not receive a Pell Grant
- Students who did not receive either a Pell Grant or a subsidized Stafford Loan
- Total (all students, regardless of Pell Grant or subsidized loan status)

*Students who received both a Federal Pell Grant and a subsidized Stafford Loan should be reported in the "Recipients of a Federal Pell Grant" column.

For each graduation rate grid below, the numbers in the first three columns for Questions A-G should sum to the cohort total in the fourth column (formerly CDS B4-B11).

Fall 2012 Cohort

		Recipients of a Federal Pell Grant	Recipients of a Subsidized Stafford Loan who did not receive a Pell Grant	Students who did not receive either a Pell Grant or a subsidized Stafford Loan	Total (sum of 3 columns to the left)
Formerly B4	A- Initial 2012 cohort of first-time, full-time bachelor's (or equivalent) degree seeking undergraduate-students	234	216	216	666
Formerly B5	B- Of the initial 2012 cohort, how many did not persist and did not graduate for the following reasons: deceased, permanently disabled, armed forces, foreign aid service of the federal government, or official church missions; total allowable exclusions	0	1	0	1
Formerly B6	C- Final 2012 cohort, after adjusting for allowable exclusions	234	215	216	665
Formerly B7	D - Of the initial 2012 cohort, how many completed the program in four years or less (by Aug. 31, 2016)	102	90	103	295
Formerly B8	E - Of the initial 2012 cohort, how many completed the program in more than four years but in five years or less (after Aug. 31, 2016 and by Aug. 31, 2017)	41	40	32	113
Formerly B9	F - Of the initial 2012 cohort, how many completed the program in more than five years but in six years or less (after Aug. 31, 2017 and by Aug. 31, 2018)	4	4	6	14
Formerly B10	G - Total graduating within six years (sum of lines D, E, and F)	147	134	141	422

B15	N/A
B16	N/A
B17	N/A
B18	N/A
B19	N/A
B20	N/A
B21	N/A

2014 Cohort

B12	N/A
B13	N/A
B14	#VALUE!
B15	N/A
B16	N/A
B17	N/A
B18	N/A
B19	N/A
B20	N/A
B21	N/A

Retention Rates

B22	82%
-----	-----

C. FIRST-TIME, FIRST-YEAR (FRESHMAN) ADMISSION

Applications

C1

C1	Total first-time, first-year (freshman) men who applied	2323
C1	Total first-time, first-year (freshman) women who applied	3553
C1	Total first-time, first-year (freshman) men who were admitted	1348
C1	Total first-time, first-year (freshman) women who were admitted	2046
C1	Total full-time, first-time, first-year (freshman) men who enrolled	317
C1	Total part-time, first-time, first-year (freshman) men who enrolled	0
C1	Total full-time, first-time, first-year (freshman) women who enrolled	327
C1	Total part-time, first-time, first-year (freshman) women who enrolled	1

C2 Freshman wait-listed students (students who met admission requirements but whose final admission was contingent on space availability)

	Yes	No
C2 Do you have a policy of placing students on a waiting list?		X
C2 If yes, please answer the questions below for Fall 2018 admissions:		
C2 Number of qualified applicants offered a place on waiting list		
C2 Number accepting a place on the waiting list		
C2 Number of wait-listed students admitted		
	Yes	No
C2 Is your waiting list ranked?		
C2		
C2		

Admission Requirements

C3 High school completion requirement

C3 High school diploma is required and GED is accepted	X
C3 High school diploma is required and GED is not accepted	
C3 High school diploma or equivalent is not required	

C4 Does your institution require or recommend a general college-preparatory program for degree-seeking students?

C4	X
C4	
C4	

C5

	Units Required	Units Recommended
C5 Total academic units	18	22
C5 English	3	4
C5 Mathematics	2	3
C5 Science	2	2
C5 Of these, units that must be lab	1	1
C5 Foreign language		2
C5 Social studies	2	2
C5 History	1	1
C5 Academic electives	8	8
C5 Computer Science		

C13
C13



C21

		X
--	--	---

C21
C21
C21
C21
C21

--	--	--

--	--	--

C21
C21
C21
C21

--	--	--

C22 Early action

C22
C22

--	--	--

Yes No

		X
--	--	---

C22
C22
C22

--	--	--

--	--	--

C22 Is yourCID 1g64F /ArtirCID I.01-7(2)]TJ ET EMC /u20in D67I[J ET EMC an D67I2C an D67I2C an “ /uC21
C22 Yes No
C22

--	--	--





Fall Applicants

D1		Yes	No
D1		X	
D1		X	

D2

D2		Applicants	Admitted Applicants	Enrolled Applicants	NOTE:
D2	Men	585			



D10

X

D11

[Redacted]

D12

C-

D13

[Redacted]

[Redacted]

[Redacted]

[Redacted]

[Redacted]

[Redacted]

[Redacted]

[Redacted]

[Redacted]

[Redacted]

[Redacted]

[Redacted]


[Redacted]

[Redacted]

[Redacted]

[Redacted]


[Redacted]





G0 Please provide the URL of your institution's net price calculator:

<https://www.lewisu.edu/admissions/finaid/scholarshipcalculator.htm>




G1

G1
G1



First-Year

Undergraduates



G5

G5		Residents	Commuters (living at home)	Commuters (not living at home)
G5	Books and supplies	\$1,500	\$1,500	\$1,500
G5	Room only			\$3,500
G5	Board only		\$3,500	\$3,500
G5	Room and board total (if your college cannot provide separate room and board figures for commuters not living at home):			\$7,000
G5	Transportation	\$300	\$688	\$688
G5	Other expenses	\$1,930	\$1,930	\$1,930

G6

G6	PRIVATE INSTITUTIONS:	\$968		
G6	PUBLIC INSTITUTIONS			

H2	c) Number of students in line b who were determined to have financial need	515	2686	339
H2	d) Number of students in line c who were awarded any financial aid	515	2683	336
H2	e) Number of students in line d who were awarded any need-based scholarship or grant aid	515	2601	248
H2	f) Number of students in line d who were awarded any need-based self-help aid	437	2422	328
H2	g) Number of students in line d who were awarded any non-need-based scholarship or grant aid	88	367	12
H2	h) Number of students in line d whose need was fully met (exclude PLUS loans, unsubsidized loans, and private alternative loans)	110	557	18
H2	i) On average, the percentage of need that was met of students who were awarded any need-based aid. Exclude any aid that was awarded in excess of need as well as any resources that were awarded to replace EFC (PLUS loans, unsubsidized loans, and private alternative loans)	92.0%	88.0%	71.0%
H2	j) The average financial aid package of those in line d . Exclude any resources that were awarded to replace EFC (PLUS loans, unsubsidized loans, and private alternative loans)	\$ 30,715	\$ 27,329	\$ 15,706
H2	k) Average need-based scholarship and grant award of those in line e	\$ 22,339	\$ 17,636	\$ 7,257
H2	l) Average need-based self-help award (excluding PLUS loans, unsubsidized loans, and private alternative loans) of those in line f	\$ 5,593	\$ 6,040	\$ 4,643
H2	m) Average need-based loan (excluding PLUS loans, unsubsidized loans, and private alternative loans) of those in line f who were awarded a need-based loan	\$ 3,445	\$ 4,493	\$ 4,574

H2A

H2A		First-time Full-time Freshmen	Full-time Undergrad (Incl. Fresh.)	Less Than Full-time Undergrad
H2A	n) Number of students in line a who had need-based financial aid			

* students who did not graduate or who graduated with another degree or certificate (but no bachelor's degree)

H4

503

H5

H5

a) Any loan program: Federal Perkins, Federal Stafford Subsidized and Unsubsidized, institutional, state, private loans that your institution is aware of, etc. Include both Federal Direct Student Loans and Federal Family Education Loans.

402 79.92% \$35,284

b) Federal loan programs: Federal Perkins, Federal Stafford Subsidized and Unsubsidized. Include both Federal Direct Student Loans and Federal Family Education Loans.

398 79.13% \$25,028

c) Institutional loan programs.

0 0.00% \$0

d) State loan programs.

0 0.00% \$0

e) Private student loans made by a bank or lender.

\$ d Q BT /P <</6 467.852 0 TB0 10.08 99.04 468.4d 5u/MCID 9(87)-1()JTJ -0.008 Tc 0.009 Tw 10.08 058.24 36 96.64 66H658547

[Redacted]

[Redacted]

[Redacted]

[Redacted]

H14	Academics	X	
H14	Alumni affiliation	X	
H14	Art	X	
H14	Athletics	X	
H14	Job skills		
H14	ROTC	X	
H14	Leadership		
H14	Minority status		
H14	Music/drama	X	
H14	Religious affiliation	X	
H14	State/district residency		

H15 If your institution has recently implemented any major financial aid policy, program, or initiative to make your institution more affordable to incoming students such as replacing loans with grants, or waiving costs for families below a certain income level please provide details below:

I. INSTRUCTIONAL FACULTY AND CLASS SIZE

Please report the number of instructional faculty members in each category for Fall 2018. Include faculty who are on your institution's payroll on the census date your institution uses for

I1 IPEDS/AAUP.

The following definition of full-time instructional faculty is used by the American Association of University Professors (AAUP) in its annual Faculty Compensation Survey (the part time definitions are not used by AAUP). Instructional Faculty is defined as those members of the instructional-research staff whose major regular assignment is instruction, including those with released time for research. Use the chart below to determine inclusions and exclusions:

	Full-time	Part-time
(a) instructional faculty in preclinical and clinical medicine, faculty who are not paid (e.g., those who donate their services or are in the military), or research-only faculty, post-doctoral fellows, or pre-doctoral fellows	Exclude	Include only if they teach one or more non-clinical credit courses
	Exclude	Include if they teach one or more non-clinical credit courses
	Exclude	Include
(d) undergraduate or graduate students who assist in the instruction of courses, but have titles such as teaching assistant, teaching fellow, and the like	Exclude	Exclude
(e) faculty on sabbatical or leave with pay	Include	Exclude
(f) faculty on leave without pay	Exclude	Exclude
(g) replacement faculty for faculty on sabbatical leave or leave with pay	Exclude	Include

Full-time instructional faculty: faculty employed on a full-time basis for instruction (including those with released time for research)

Part-time instructional faculty: Adjuncts and other instructors being paid solely for part-time classroom instruction. Also includes full-time faculty teaching less than two semesters, three quarters, two trimesters, or two four-month sessions. Employees who are not considered full-time instructional faculty but who teach one or more non-clinical credit courses may be counted as part-time faculty.

Minority faculty: includes faculty who designate themselves as Black, non-Hispanic; American Indian or Alaska Native; Asian, Native Hawaiian or other Pacific Islander, or Hispanic.

Doctorate: includes such degrees as Doctor of Philosophy, Doctor of Education, Doctor of Juridical Science, and Doctor of Public Health in any field such as arts, sciences, education, engineering, business, and public administration. Also includes terminal degrees formerly designated as "first professional," including dentistry (DDS or DMD), medicine (MD), optometry (OD), osteopathic medicine (DO), pharmacy (DPharm or BPharm), podiatric medicine (DPM), veterinary medicine (DVM), chiropractic (DC or DCM), or law (JD).

Terminal degree: the highest degree in a field: example, M. Arch (architecture) and MFA (master of fine arts).

I1		Full-Time	Part-Time	Total
I1	a) Total number of instructional faculty	237	425	662
I1	b)	33	64	97
I1	c)	119	230	349
I1	d)	118	195	313
I1	e)	0	0	0
I1	f) Total number with doctorate, or other terminal degree	188	23	211
I1	g) Total number whose highest degree is a master's but not a terminal master's	46	51	97
I1	h) Total number whose highest degree is a bachelor's	3	7	10
I1	i) Total number whose highest degree is unknown or other (Note: Items f, g, h, and i must sum up to item a.)	0	344	344
I1	j) Total number in stand-alone graduate/ professional programs in which faculty teach virtually only graduate-level students (Lewis OT)	4	0	4

I2 Student to Faculty Ratio

Report the Fall 2018 ratio of full-time equivalent students (full-time plus 1/3 part time) to full-time equivalent

I2 13 to 1 (based on 4857 students)

J1 Degrees conferred between July 1, 2017 and June 30, 2018
J1

J1	Category	Diploma/Certificates	Associate	Bachelor's	CIP 2010 Categories to Include
J1	Agriculture				1
J1	Natural resources and conservation			0.69%	3
J1	Architecture				4
J1	Area, ethnic, and gender studies				5
J1	Communication/journalism			2.37%	9
J1	Communication technologies				10
J1	Computer and information sciences			8.34%	11
J1	Personal and culinary services				12
J1	Education			6.12%	13
J1	Engineering			0.23%	14
J1	Engineering technologies				15
J1	Foreign languages, literatures, and linguistics			0.23%	16
J1	Family and consumer sciences				19
J1	Law/legal studies			0.84%	22
J1	English			0.69%	23
J1	Liberal arts/general studies			1.38%	24
J1	Library science				25
J1	Biol8<8 5908 8(a)8(l)16(studie)8(s)]TJ EMC /P Td198 >>BD</MCID 271 >>BDC Q q 56.8 623.2 652.8 12.32 re W n BT /TT1 1 Tf -0.0074				

Common Data Set Definitions

All definitions related to the financial aid section appear at the end of the Definitions document.

Items preceded by an asterisk (*) represent definitions agreed to among publishers which do not appear on the CDS document but may be present on individual publishers' surveys.

* **Academic advisement:** Plan under which each student is assigned to a faculty member or a trained adviser, who, through regular meetings, helps the student plan and implement immediate and long-term academic and vocational goals.

Accelerated program: Completion of a college program of study in fewer than the usual number of years, most often by attending summer sessions and carrying extra courses during the regular academic term.

Admitted student: Applicant who is offered admission to a degree-granting program at your institution.

* **Adult student services:** Admission assistance, support, orientation, and other services expressly for adults who have started college for the first time, or who are re-entering after a lapse of a few years.

American Indian or Alaska Native: A person having origins in any of the original peoples of North and South America (including Central America) and maintaining tribal affiliation or community attachment.

Applicant (first-time, first year): An individual who has fulfilled the institution's requirements to be considered for admission (including payment or waiving of the application fee, if any) and who has been notified of one of the following actions: admission, nonadmission, placement on waiting list, or application withdrawn (by applicant or institution) and who has not previously been admitted to the institution.

Commuter: A student who lives off campus in housing that is not owned by, operated by, or affiliated with the college. This category includes students who commute from home and students who have moved to the area

Early decision plan: A plan that permits students to apply and be notified of an admission decision (and financial aid offer if applicable) well in advance of the regular notification date. Applicants agree to accept an offer of admission and, if admitted, to withdraw their applications from other colleges. There are three possible decisions for early decision applicants: admitted, denied, or not admitted but forwarded for consideration with the regular applicant pool, without prejudice.

English as a Second Language (ESL): A course of study designed specifically for students whose native language is not English.

Exchange student program-domestic: Any arrangement between a student and a college that permits study for a semester or more at another college **in the United States** without extending the amount of time required for a degree. **See also Study abroad.**

External degree program: A program of study in which students earn credits toward a degree through independent study, college courses, proficiency examinations, and personal experience. External degree programs require minimal or no classroom attendance.

Extracurricular activities (as admission factor): Special consideration in the admissions process given for participation in both school and nonschool-related activities of interest to the college, such as clubs, hobbies, student government, athletics, performing arts, etc.

First-time student: A student attending any institution for the first time at the level enrolled. Includes students enrolled in the fall term who attended a postsecondary institution for the first time at the same level in the prior summer term. Also includes students who entered with advanced standing (college credit earned before graduation from high school).

First-time, first-year (freshman) student: A student attending any institution for the first time at the undergraduate level. Includes students enrolled in the fall term who attended college for the first time in the prior summer term. Also includes students who entered with advanced standing (college credits earned before graduation from high school).

First-year student: A student who has completed less than the equivalent of 1 full year of undergraduate work; that is, less than 30 semester hours (in a 120-hour degree program) or less than 900 contact hours.

Freshman: A first-year undergraduate student.

***Freshman/new student orientation:** Orientation addressing the academic, social, emotional, and intellectual issues involved in beginning college. May be a few hours or a few days in length; at some colleges, there is a fee.

Race/ethnicity: Category used to describe groups to which individuals belong, identify with, or belong in the eyes of the community. The categories do not denote scientific definitions of anthropological origins. A person may be counted in only one group.

Race/ethnicity unknown: Category used to classify students or employees whose race/ethnicity is not known and whom institutions are unable to place in one of the specified racial/ethnic categories.

Religious affiliation/commitment (as admission factor): Special consideration given in the admission process for affiliation with a (f)-99cdgeir on ffffffffer on fffTm [(Rai)-1(s)-98 874.88 4latmo o(t)-9(i)-1((o)-1(w)38(ar)-1(ac)-9fTm [(Rai)-1(s)-74.88 4l)-se (e)-1(oat)-9(e)

Volunteer work (as admission factor): Special consideration given to students for activity done on a volunteer basis (e.g., tutoring, hospital care, working with the elderly or disabled) as a service to the